


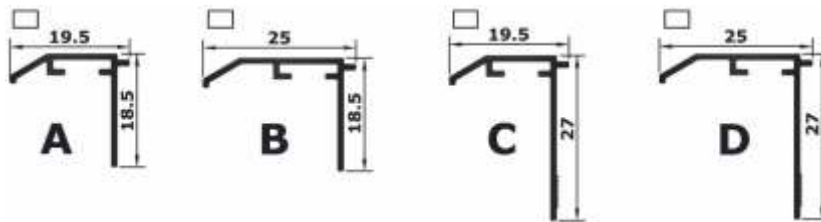
## Fixed Bar Grills - G1133

### Description

Caryaire Fixed Bar Grills are ideal for Supply as well as Return air, in both Cooling as well as Heating. It can be used in high side wall or ceiling applications. It features 15 degree deflection louvers spaced at 13 mm gaps with 3 mm frontal thickness and with a choice of multiple frames. Optional Opposed Blade Damper can be supplied in Aluminium or Steel construction. Ideal for Continuous lengths with maximum single piece not exceeding 1800mm. Lengths greater than 1800mm are furnished in multiple sections which can be field aligned using the optional alignment strips. All Deflection bars are fixed and are parallel to the Long Dimension. Bars, Frames and Spacer are all Extruded Aluminum.

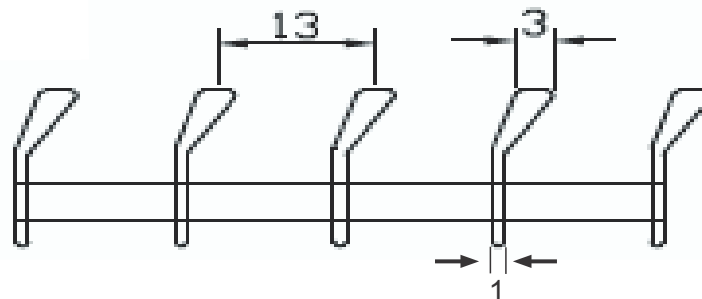


### Available Frames (All Frames are 1mm thick)



End Borders could be **XX** (All Side Frame) , **XY** (One Side Frame) or **YY** (Open Ends)

### Grill thicknesses

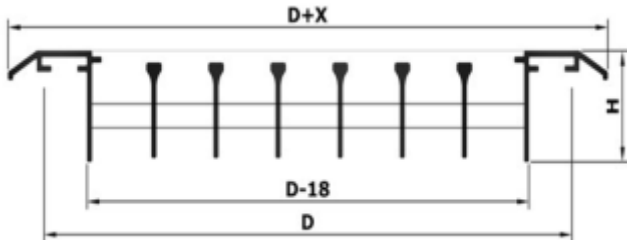


### Options :

- 1) Removable core grilles are available as an option. (contains one less louver than fixed core grills)
- 2) Optional Curved Frame grilles are also available.

# Product Information

## Dimensions \*



D = Duct Dimension		
	X	H
Frames A	15	18.5
Frames B	26	18.5
Frames C	15	27
Frames D	26	27


## Number of Louvers

Nominal Duct Height (mm)	13mm Spacing
75	3
100	5
125	7
150	9
175	11
200	13
225	15
250	17
275	19
300	21

## Fastening Method \*

### F2 – Concealed Mount (Standard)

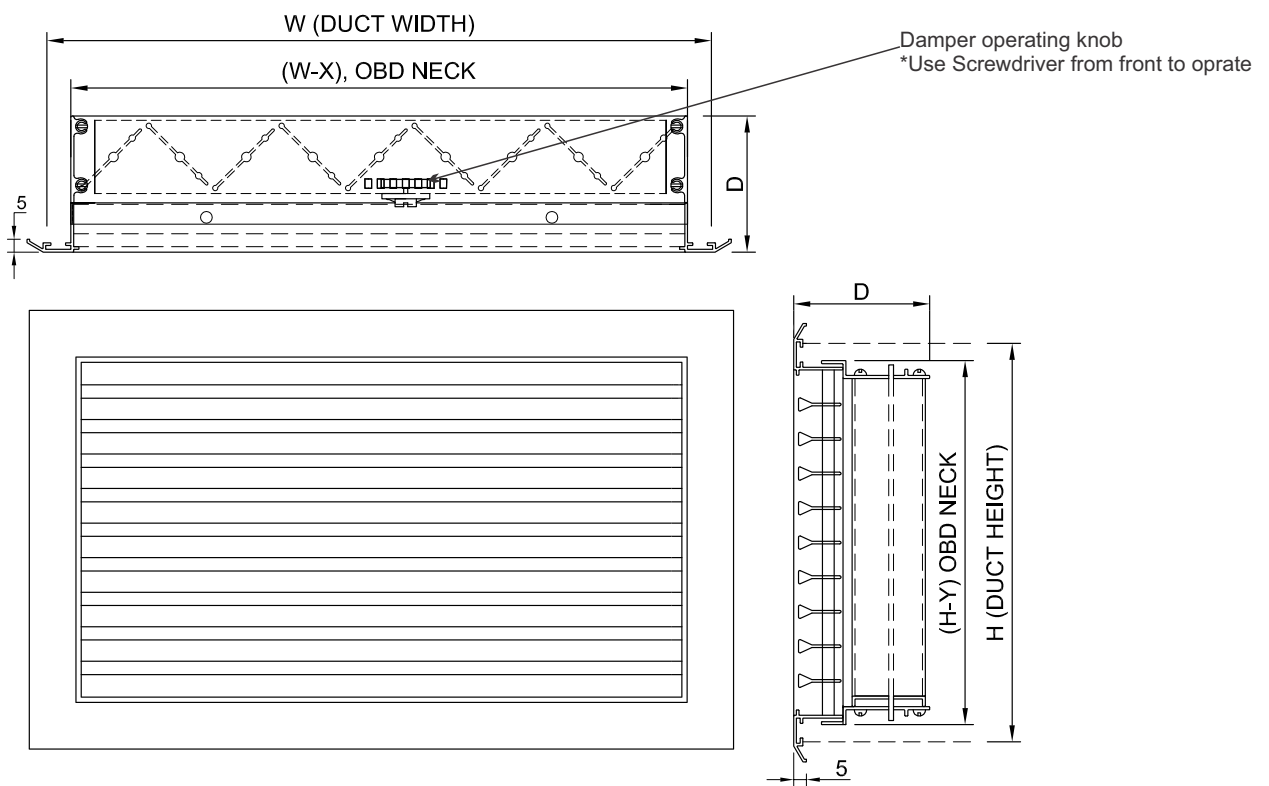
\* Representational drawing only



D = Duct Dimension  
For Frames A & C : X = 15  
For Frames B & D : X = 26

## Optional Opposed Blade Volume Control Dampers

Mill Finish Aluminium	Black Finish Aluminium	Black Finish Steel
Model : OBD-AL-MF	Model : OBD-AL-BF	Model : OBD-MS-BL



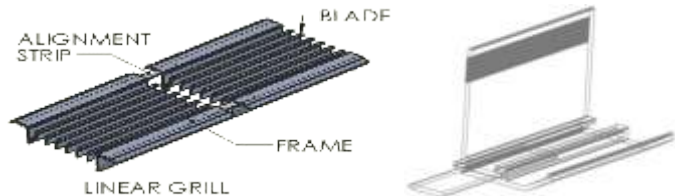
	WITH OBD-AL-MF/BF			WITH OBD-MS-BF		
	D	X	Y	D	X	Y
A/B	52	18±2	12±2	72	14	14
C/D	60			80		

\*Note When a Damper is required to be attached to the grill, the grill will be supplied with Frames C or D only

# Product Information

## Alignment Strips

Alignments Strips are Optional Accessories which can help align two adjacent grill sections for a neat and straight appearance. The strips are made from Steel.



## Standard Packaging

Grills are wrapped in Stretch film, usually back to back in pairs and then put into cardboard boxes

## Product Labelling

Each Grill will be labeled with dimensions and Caryaire Order #

## Standard Colour

Standard shades are Caryaire White (CW) and Caryaire Off White (CO). Other Colour Options (OO) are available at an extra price

## Mitered Corners are available

## Specifications

Fixed bar grill with parallel bars with 15° deflection, spaced 13mm apart, louver thickness is 3 mm at front & 1 mm at rear, mounted in a 1mm thick aluminium extruded frame. Fixed bar grills are available in standard one-piece lengths up to 1800mm. Lengths greater than 1800mm are furnished in multiple sections to be joined together end-to-end with optional alignment strips to form a continuous appearance.

The Grill core has extruded aluminum bars fastened into an extruded aluminum border. The deflection bars are fixed and parallel to the long dimension. The core has spacer tubes and shall be parallel to the short dimension. The finish is Epoxy Powder Coated. Extruded aluminum end borders and mitered corners are available to close off the ends of the Grills.

This submittal is meant to demonstrate general dimensions of this product. The drawings are not meant to detail every aspect of the product. Drawings are not to scale.

# Product Information



## Quick selection table: G1133

Q	Dim	1000-50	1000-75	1000-100	1000-125	1000-150	1000-200	1000-225	1000-250	1000-300
<b>CFM</b>	<b>Ak (m2)</b>	<b>0.03874</b>	<b>0.04911</b>	<b>0.05948</b>	<b>0.06985</b>	<b>0.08022</b>	<b>0.10096</b>	<b>0.11133</b>	<b>0.12170</b>	<b>0.14244</b>
200	Vk (m/s)	2.4	1.9	1.6	1.4	1.2	0.9	0.8	0.8	0.7
	X (m)	2.5	2.2	2.0	1.8	1.7	1.5	1.5	1.4	1.3
	P <sub>t</sub> (Pa)	9	4	2	1	1	0	0	0	0
	L <sub>w</sub> -dB(A)	24	<20	<20	<20	<20	<20	<20	<20	<20
300	Vk (m/s)	3.7	2.9	2.4	2.0	1.8	1.4	1.3	1.2	1.0
	X (m)	3.7	3.3	3.0	2.8	2.6	2.3	2.2	2.1	1.9
	P <sub>t</sub> (Pa)	20	10	5	2	2	1	1	1	1
	L <sub>w</sub> -dB(A)	42	27	<20	<20	<20	<20	<20	<20	<20
400	Vk (m/s)	4.9	3.8	3.2	2.7	2.4	1.9	1.7	1.6	1.3
	X (m)	5.0	4.4	4.0	3.7	3.4	3.1	2.9	2.8	2.6
	P <sub>t</sub> (Pa)	36	18	9	4	3	2	2	1	1
	L <sub>w</sub> -dB(A)	56	40	28	<20	<20	<20	<20	<20	<20
500	Vk (m/s)	6.1	4.8	4.0	3.4	2.9	2.3	2.1	1.9	1.7
	X (m)	6.2	5.5	5.0	4.6	4.3	3.8	3.7	3.5	3.2
	P <sub>t</sub> (Pa)	56	28	14	6	5	3	2	2	1
	L <sub>w</sub> -dB(A)	66	50	38	29	24	<20	<20	<20	<20
600	Vk (m/s)	7.3	5.8	4.8	4.1	3.5	2.8	2.5	2.3	2.0
	X (m)	7.4	6.6	6.0	5.5	5.2	4.6	4.4	4.2	3.9
	P <sub>t</sub> (Pa)	80	40	20	9	7	4	3	3	2
	L <sub>w</sub> -dB(A)	74	58	47	37	31	24	<20	20	<20
700	Vk (m/s)	8.5	6.7	5.6	4.7	4.1	3.3	3.0	2.7	2.3
	X (m)	8.7	7.7	7.0	6.5	6.0	5.4	5.1	4.9	4.5
	P <sub>t</sub> (Pa)	109	55	27	12	9	6	5	4	3
	L <sub>w</sub> -dB(A)	81	65	54	44	37	29	24	24	20
400	Vk (m/s)	4.9	3.8	3.2	2.7	2.4	1.9	1.7	1.6	1.3
	X (m)	5.0	4.4	4.0	3.7	3.4	3.1	2.9	2.8	2.6
	P <sub>t</sub> (Pa)	36	18	9	4	3	2	2	1	1
	L <sub>w</sub> -dB(A)	56	40	28	<20	<20	<20	<20	<20	<20
900	Vk (m/s)	11.0	8.7	7.1	6.1	5.3	4.2	3.8	3.5	3.0
	X (m)	11.2	9.9	9.0	8.3	7.8	6.9	6.6	6.3	5.8
	P <sub>t</sub> (Pa)	181	91	44	20	15	10	8	7	5
	L <sub>w</sub> -dB(A)	93	77	65	56	47	38	32	31	27
750	Vk (m/s)	9.1	7.2	6.0	5.1	4.4	3.5	3.2	2.9	2.5
	X (m)	9.3	8.3	7.5	6.9	6.5	5.8	5.5	5.2	4.9
	P <sub>t</sub> (Pa)	125	63	30	14	11	7	5	5	3
	L <sub>w</sub> -dB(A)	84	69	57	48	40	32	26	26	22
1100	Vk (m/s)	13.4	10.6	8.7	7.4	6.5	5.1	4.7	4.3	3.6
	X (m)	13.6	12.1	11.0	10.2	9.5	8.5	8.1	7.7	7.1
	P <sub>t</sub> (Pa)	270	135	66	30	23	14	12	10	7
	L <sub>w</sub> -dB(A)	102	86	74	65	55	45	39	36	32
1200	Vk (m/s)	14.6	11.5	9.5	8.1	7.1	5.6	5.1	4.7	4.0
	X (m)	14.9	13.2	12.0	11.1	10.3	9.2	8.8	8.4	7.8
	P <sub>t</sub> (Pa)	321	161	78	36	27	17	14	12	9
	L <sub>w</sub> -dB(A)	106	90	78	69	58	48	42	38	34
1300	Vk (m/s)	15.8	12.5	10.3	8.8	7.7	6.1	5.5	5.0	4.3
	X (m)	16.1	14.3	13.0	12.0	11.2	10.0	9.5	9.1	8.4
	P <sub>t</sub> (Pa)	377	189	92	42	32	20	16	14	10
	L <sub>w</sub> -dB(A)	109	94	82	73	62	51	44	40	36
1400	Vk (m/s)	17.1	13.5	11.1	9.5	8.2	6.5	5.9	5.4	4.6
	X (m)	17.4	15.4	14.0	12.9	12.1	10.8	10.2	9.8	9.1
	P <sub>t</sub> (Pa)	437	219	106	48	37	23	19	16	12
	L <sub>w</sub> -dB(A)	113	97	85	76	64	54	47	42	38
1500	Vk (m/s)	18.3	14.4	11.9	10.1	8.8	7.0	6.4	5.8	5.0
	X (m)	18.6	16.5	15.0	13.9	12.9	11.5	11.0	10.5	9.7
	P <sub>t</sub> (Pa)	501	252	122	56	42	27	22	18	13
	L <sub>w</sub> -dB(A)	116	100	88	79	67	56	49	44	40

Legend	
Vk (m/s)	Effective Velocity in m/s
X (m)	Throw in Meters
P <sub>t</sub> (Pa)	Pressure Drop in (Pa)
L <sub>w</sub> -dB (A)	Noise Level Index