


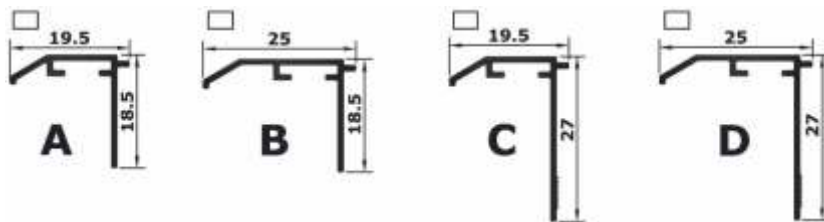
Fixed Bar Grills - G1175

Description

Caryaire Fixed Bar Grills are ideal for Supply as well as Return air, in both Cooling as well as Heating. It can be used in high side wall or ceiling applications. It features 15 degree deflection louvers spaced at 17 mm gaps with 5 mm frontal thickness and with a choice of multiple frames. Optional Opposed Blade Damper can be supplied in Aluminium or Steel construction. Ideal for Continuous lengths with maximum single piece not exceeding 1800mm. Lengths greater than 1800mm are furnished in multiple sections which can be field aligned using the optional alignment strips. All Deflection bars are fixed and are parallel to the Long Dimension. Bars, Frames and Spacer are all Extruded Aluminum.

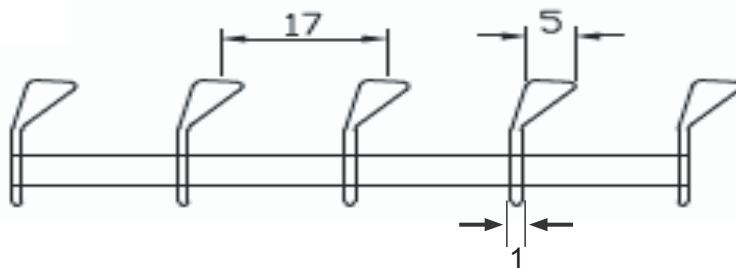


Available Frames (All Frames are 1mm thick)



End Borders could be **XX** (All Side Frame) , **XY** (One Side Frame) or **YY** (Open Ends)

Grill thicknesses

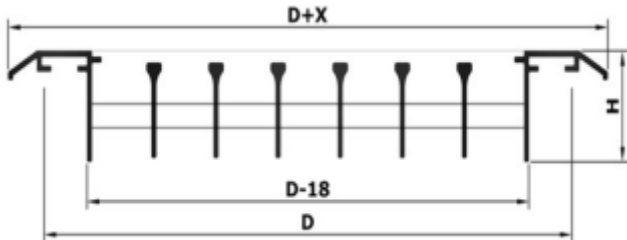


Options :

- 1) Removable core grilles are available as an option. (contains one less louver than fixed core grills)
- 2) Optional Curved Frame grilles are also available.

Product Information

Dimensions *



D = Duct Dimension		
	X	H
Frames A	15	18.5
Frames B	26	18.5
Frames C	15	27
Frames D	26	27


Number of Louvers

Nominal Duct Height (mm)	17mm Spacing
75	3
100	4
125	5
150	7
175	8
200	10
225	11
250	13
275	14
300	16

Fastening Method *

F2 – Concealed Mount (Standard)

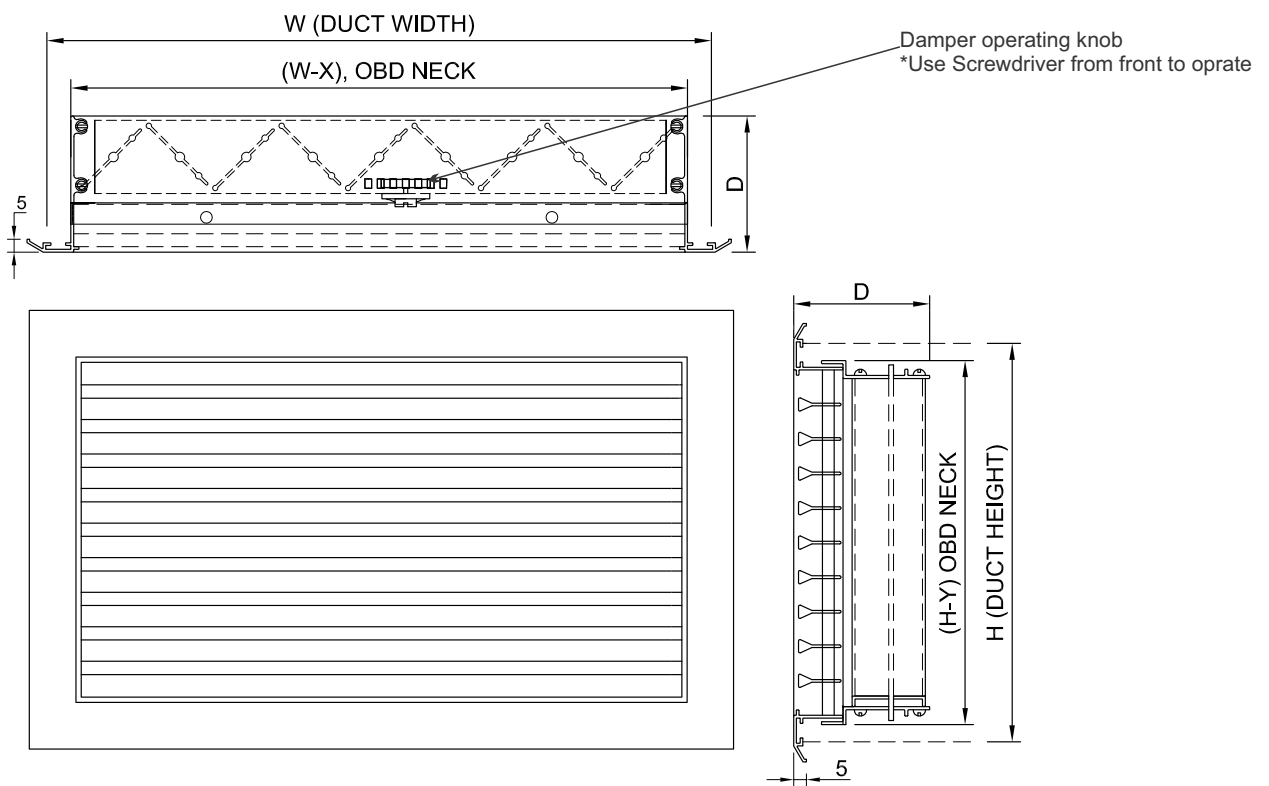
* Representational drawing only



D = Duct Dimension
For Frames A & C : X = 15
For Frames B & D : X = 26

Optional Opposed Blade Volume Control Dampers

Mill Finish Aluminium	Black Finish Aluminium	Black Finish Steel
Model : OBD-AL-MF	Model : OBD-AL-BF	Model : OBD-MS-BL



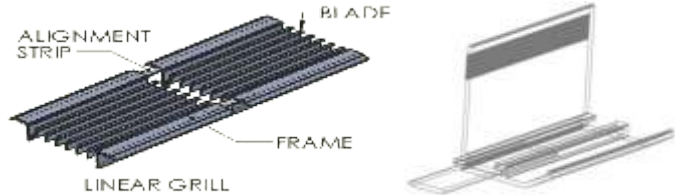
	WITH OBD-AL-MF/BF			WITH OBD-MS-BF		
	D	X	Y	D	X	Y
A/B	52	18±2	12±2	72	14	14
C/D	60			80		

*Note When a Damper is required to be attached to the grill, the grill will be supplied with Frames C or D only

Product Information

Alignment Strips

Alignments Strips are Optional Accessories which can help align two adjacent grill sections for a neat and straight appearance. The strips are made from Steel.



Standard Packaging

Grills are wrapped in Stretch film, usually back to back in pairs and then put into cardboard boxes

Product Labelling

Each Grill will be labeled with dimensions and Caryaire Order #

Standard Colour

Standard shades are Caryaire White (CW) and Caryaire Off White (CO). Other Colour Options (OO) are available at an extra price

Mitered Corners are available

Specifications

Fixed bar grill with parallel bars with 15° deflection, spaced 17mm apart, louver thickness is 5mm at front & 1mm at rear, mounted in a 1mm thick aluminium extruded frame. Fixed bar grills are available in standard one-piece lengths up to 1800mm. Lengths greater than 1800mm are furnished in multiple sections to be joined together end-to-end with optional alignment strips to form a continuous appearance.

The Grill core has extruded aluminum bars fastened into an extruded aluminum border. The deflection bars are fixed and parallel to the long dimension. The core has spacer tubes and shall be parallel to the short dimension. The finish is Epoxy Powder Coated. Extruded aluminum end borders and mitered corners are available to close off the ends of the Grills.

This submittal is meant to demonstrate general dimensions of this product. The drawings are not meant to detail every aspect of the product. Drawings are not to scale.

Product Information



Quick selection table: G1175

Q	Dim	1000-50	1000-75	1000-100	1000-125	1000-150	1000-200	1000-225	1000-250	1000-300
CFM	Ak (m2)	0.04027	0.05105	0.06183	0.07261	0.08340	0.10496	0.11574	0.12653	0.14809
200	Vk (m/s)	2.3	1.9	1.5	1.3	1.1	0.9	0.8	0.7	0.6
	X (m)	2.4	2.2	2.0	1.8	1.7	1.5	1.4	1.4	1.3
	P _t (Pa)	5	3	2	1	1	1	0	0	0
	L _w -dB(A)	25	<20	<20	<20	<20	<20	<20	<20	<20
300	Vk (m/s)	3.5	2.8	2.3	2.0	1.7	1.3	1.2	1.1	1.0
	X (m)	3.7	3.2	2.9	2.7	2.5	2.3	2.2	2.1	1.9
	P _t (Pa)	11	7	4	3	2	1	1	1	0
	L _w -dB(A)	36	29	24	<20	<20	<20	<20	<20	<20
400	Vk (m/s)	4.7	3.7	3.1	2.6	2.3	1.8	1.6	1.5	1.3
	X (m)	4.9	4.3	3.9	3.6	3.4	3.0	2.9	2.7	2.5
	P _t (Pa)	20	12	8	5	4	2	2	1	1
	L _w -dB(A)	44	37	32	27	23	<20	<20	<20	<20
500	Vk (m/s)	5.9	4.6	3.8	3.3	2.8	2.2	2.0	1.9	1.6
	X (m)	6.1	5.4	4.9	4.5	4.2	3.8	3.6	3.4	3.2
	P _t (Pa)	32	19	12	9	6	4	3	2	1
	L _w -dB(A)	50	43	38	33	29	22	<20	<20	<20
600	Vk (m/s)	7.0	5.6	4.6	3.9	3.4	2.7	2.4	2.2	1.9
	X (m)	7.3	6.5	5.9	5.4	5.1	4.5	4.3	4.1	3.8
	P _t (Pa)	46	27	18	12	9	5	4	3	2
	L _w -dB(A)	55	48	43	38	34	27	24	22	<20
700	Vk (m/s)	8.2	6.5	5.3	4.6	4.0	3.1	2.9	2.6	2.2
	X (m)	8.5	7.6	6.9	6.3	5.9	5.3	5.0	4.8	4.4
	P _t (Pa)	62	37	24	17	12	7	5	4	3
	L _w -dB(A)	60	53	47	42	38	32	29	26	21
400	Vk (m/s)	4.7	3.7	3.1	2.6	2.3	1.8	1.6	1.5	1.3
	X (m)	4.9	4.3	3.9	3.6	3.4	3.0	2.9	2.7	2.5
	P _t (Pa)	20	12	8	5	4	2	2	1	1
	L _w -dB(A)	44	37	32	27	23	<20	<20	<20	<20
900	Vk (m/s)	10.6	8.3	6.9	5.9	5.1	4.0	3.7	3.4	2.9
	X (m)	11.0	9.7	8.8	8.2	7.6	6.8	6.5	6.2	5.7
	P _t (Pa)	103	61	40	28	20	11	9	7	4
	L _w -dB(A)	66	59	54	49	45	38	36	33	28
750	Vk (m/s)	8.8	6.9	5.7	4.9	4.2	3.4	3.1	2.8	2.4
	X (m)	9.1	8.1	7.4	6.8	6.3	5.7	5.4	5.1	4.8
	P _t (Pa)	72	43	28	19	14	8	6	5	3
	L _w -dB(A)	61	54	49	44	40	33	31	28	23
1100	Vk (m/s)	12.9	10.2	8.4	7.2	6.2	4.9	4.5	4.1	3.5
	X (m)	13.4	11.9	10.8	10.0	9.3	8.3	7.9	7.6	7.0
	P _t (Pa)	154	92	60	41	30	17	13	10	7
	L _w -dB(A)	72	65	59	55	51	44	41	38	34
1200	Vk (m/s)	14.1	11.1	9.2	7.8	6.8	5.4	4.9	4.5	3.8
	X (m)	14.6	13.0	11.8	10.9	10.1	9.0	8.6	8.2	7.6
	P _t (Pa)	183	109	71	49	36	20	16	12	8
	L _w -dB(A)	74	67	62	57	53	46	43	41	36
1300	Vk (m/s)	15.2	12.0	9.9	8.5	7.4	5.8	5.3	4.9	4.1
	X (m)	15.8	14.1	12.8	11.8	11.0	9.8	9.3	8.9	8.2
	P _t (Pa)	215	128	84	58	42	24	18	14	9
	L _w -dB(A)	76	69	64	59	55	48	46	43	38
1400	Vk (m/s)	16.4	13.0	10.7	9.1	7.9	6.3	5.7	5.2	4.5
	X (m)	17.0	15.1	13.7	12.7	11.8	10.6	10.0	9.6	8.9
	P _t (Pa)	249	149	97	67	48	27	21	17	11
	L _w -dB(A)	78	72	66	61	57	50	48	45	40
1500	Vk (m/s)	17.6	13.9	11.5	9.8	8.5	6.7	6.1	5.6	4.8
	X (m)	18.3	16.2	14.7	13.6	12.7	11.3	10.8	10.3	9.5
	P _t (Pa)	286	171	111	77	56	32	24	19	12
	L _w -dB(A)	80	73	68	63	59	52	49	47	42

Legend	
Vk (m/s)	Effective Velocity in m/s
X (m)	Throw in Meters
P _t (Pa)	Pressure Drop in (Pa)
L _w -dB (A)	Noise Level Index